

Signify Classified - Internal
Cooper Lighting Solutions Photometric Lab
1121 Highway 74 South
Peachtree City, GA 30269



Scaled data based on original data using
LM-79-08 Approved Method: Electrical and Photometric Measurements of Solid-
State Lighting Products

Test Report Prepared for
Cooper Lighting Solutions
(formerly Eaton)

Brand: STREETWORKS

Report Number: P868364

Luminaire Tested: **MEM2-HTN-SA-15-AMB-U-T4W-HSS**

Issue Date: 08/22/2024



Test Information

Test Method: LM-79-08
Report Number: P868364
Test Lab: INNOVATION CENTER(G3)
Issue Date: 08/22/2024
Manufacturer: COOPER LIGHTING SOLUTIONS (FORMERLY EATON)
Product Line: STREETWORKS
Catalog Number: MEM2-HTN-SA-15-AMB-U-T4W-HSS
Description: EPIC MODERN TALL HOUSING DISCRETE LED ARRAYS 15W 0CRI 1540K FIXTURE
w/ TYPE IV WIDE DISTRIBUTION OPTIC AND HOUSE SIDE SHIELD
Light Source: (10) 1540K CCT, 0 CRI LEDS
Ballast/Driver: ELECTRONIC DRIVER

Summary

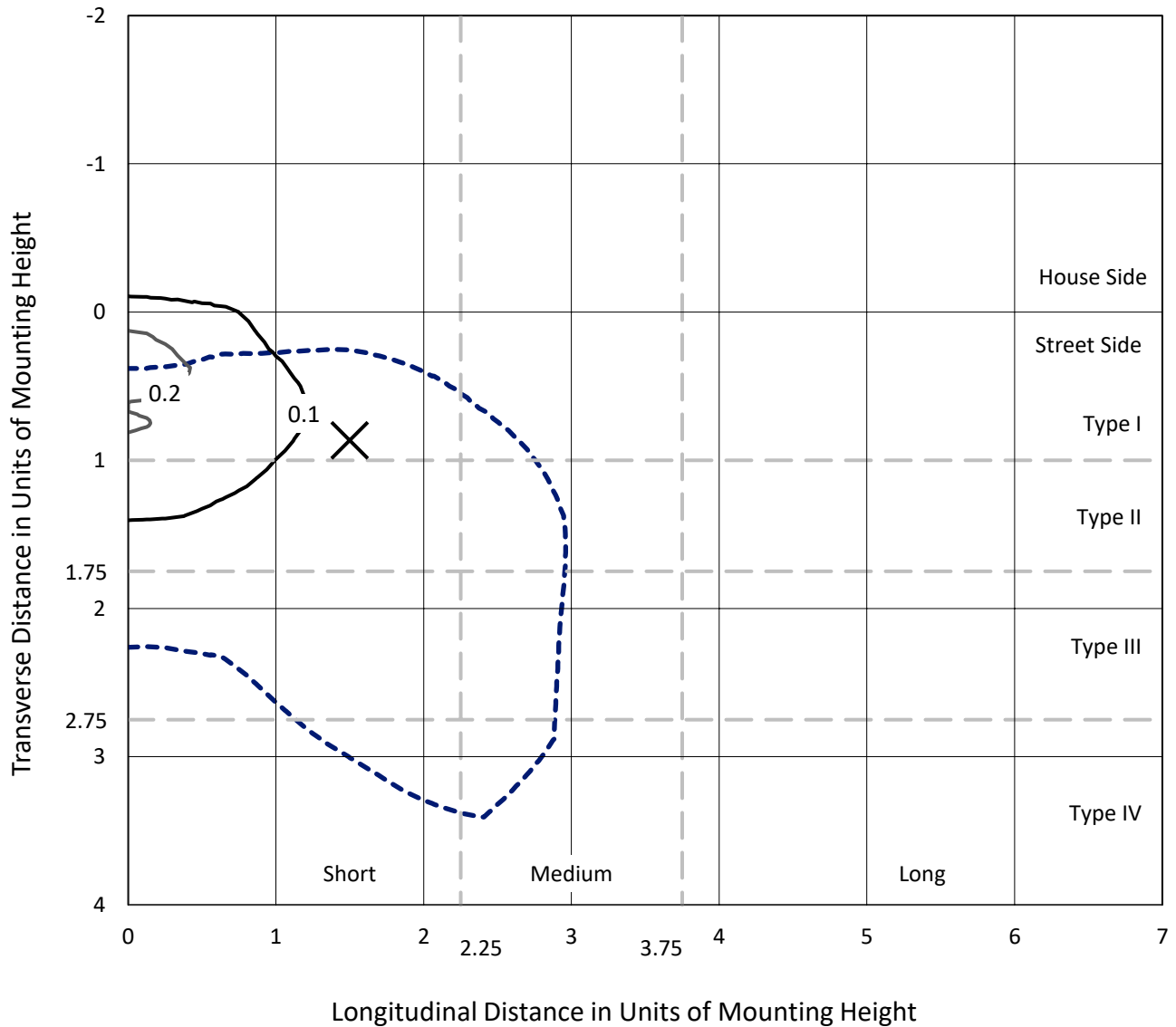
Lumens per Lamp: N/A
Luminaire Lumens: 410.2 lumens
Efficiency: N/A
Efficacy: 25.6 lumens/watt
Luminous Opening: Rectangular (W 0.33' x L: 0.33' x H: 0')
IES Classification: Type IV - Short
BUG Rating: B0 - U0 - G0

Input Watts (W): 16
Input Voltage (V): 120
Input Current (A_{in}): NR
Voltage Rise (V): NR
Power Factor: 0.98
Total Harmonic Distortion (THDi): 9.98%
Frequency (hertz): 60
Stabilization Time: NR
Operation Time: NR
Ambient Temperature (°C): NR
Test Distance: 24 FT

REPORT NUMBER: P868364
 CATALOG NUMBER: MEM2-HTN-SA-15-AMB-U-T4W-HSS

Iso-Footcandle Lines of Horizontal Illumination

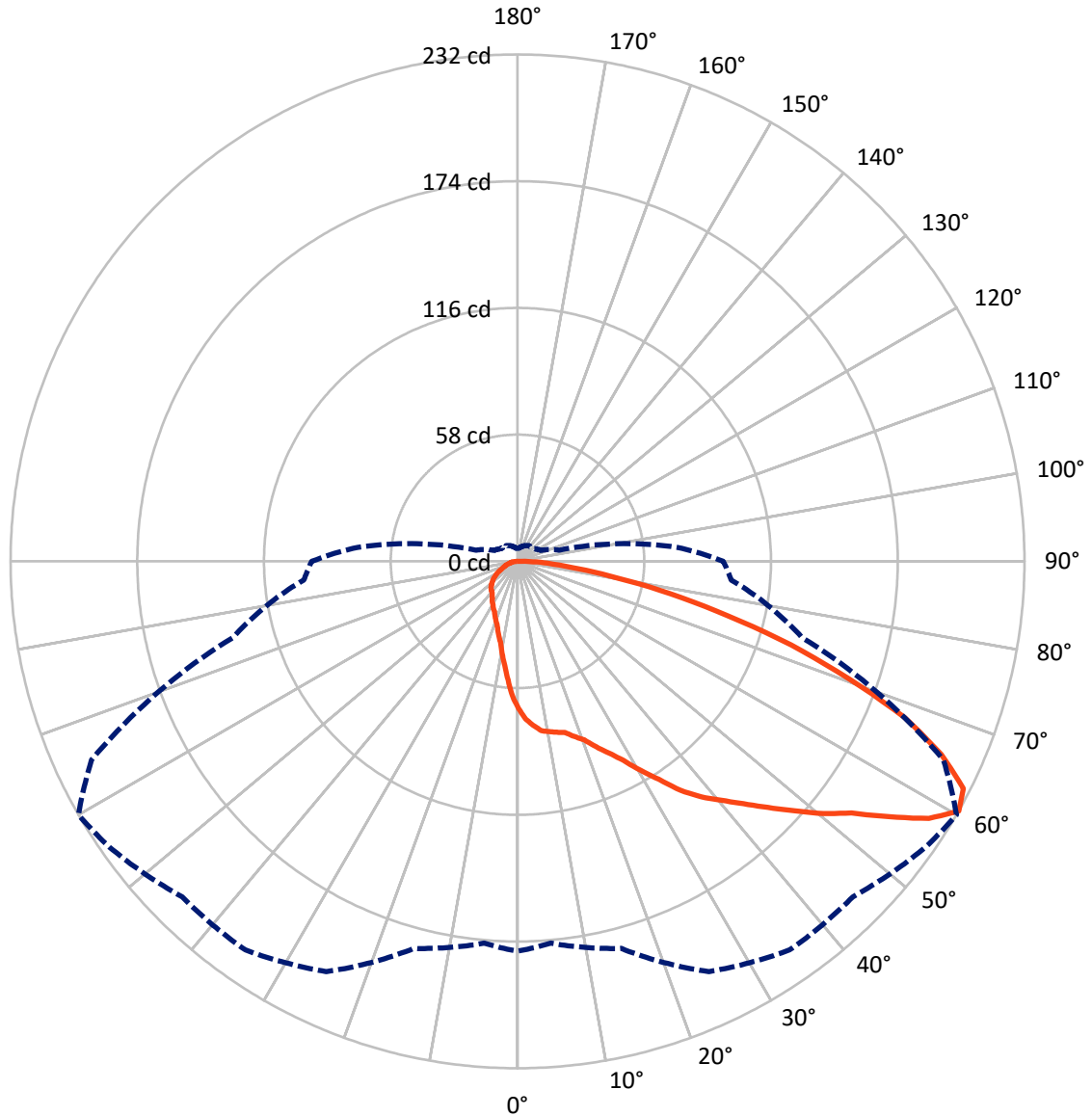
× Max cd
 - - - 1/2 Max cd



Based on 20 foot mounting height. Maximum calculated value = 0.2 fc
 Type IV - Short - N/A

REPORT NUMBER: P868364
CATALOG NUMBER: MEM2-HTN-SA-15-AMB-U-T4W-HSS

Luminous Intensity Polar Plot



— Vertical Plane Through 60-Deg Lateral - - - Horizontal Cone Through 60-Deg Vertical

REPORT NUMBER: P868364

CATALOG NUMBER: MEM2-HTN-SA-15-AMB-U-T4W-HSS

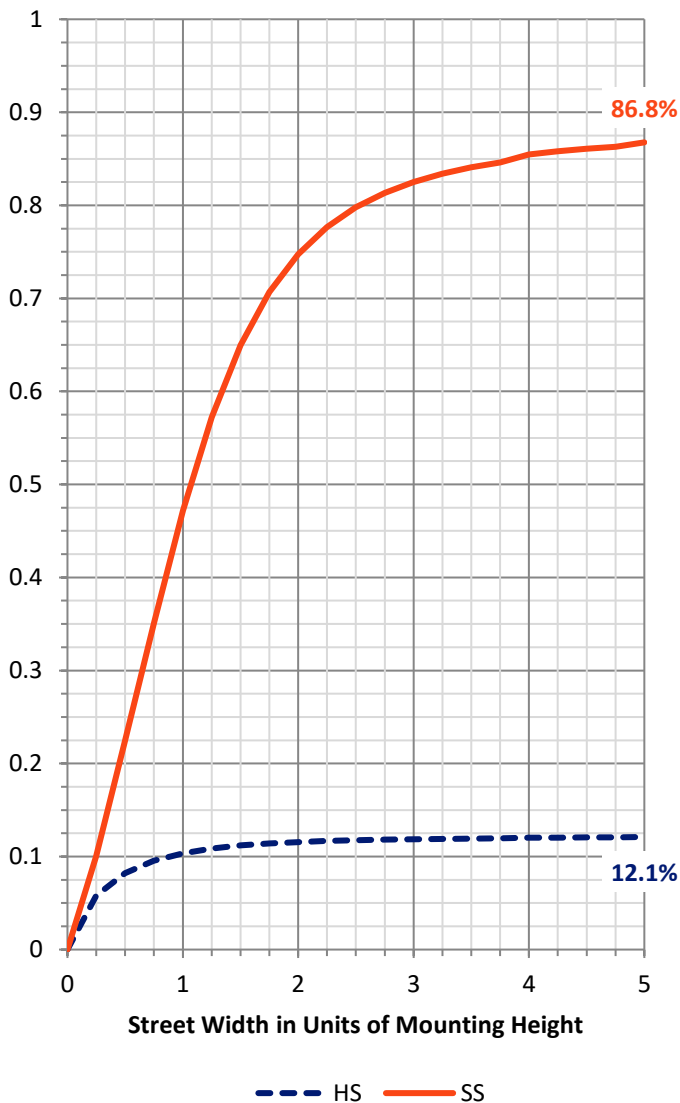
FLUX DISTRIBUTION:

		Downward	Upward	Total
House Side	Lumens	50.3	0.0	50.3
	% Fixture	12.3	0.0	12.3
Street Side	Lumens	359.9	0.0	359.9
	% Fixture	87.7	0.0	87.7
Total	Lumens	410.2	0.0	410.2
	% Fixture	100.0	0.0	100.0

ZONAL LUMENS:

Zone	Lumens	% Fixture
0°-10°	6.0	1.5
10°-20°	17.4	4.3
20°-30°	30.8	7.5
30°-40°	47.5	11.6
40°-50°	70.6	17.2
50°-60°	91.5	22.3
60°-70°	87.4	21.3
70°-80°	48.1	11.7
80°-90°	10.9	2.7
90°-100°	0.0	0.0
100°-110°	0.0	0.0
110°-120°	0.0	0.0
120°-130°	0.0	0.0
130°-140°	0.0	0.0
140°-150°	0.0	0.0
150°-160°	0.0	0.0
160°-170°	0.0	0.0
170°-180°	0.0	0.0
0°-90°	410.2	100.0
0°-180°	410.2	100.0

Coefficient of Utilization



REPORT NUMBER: P868364

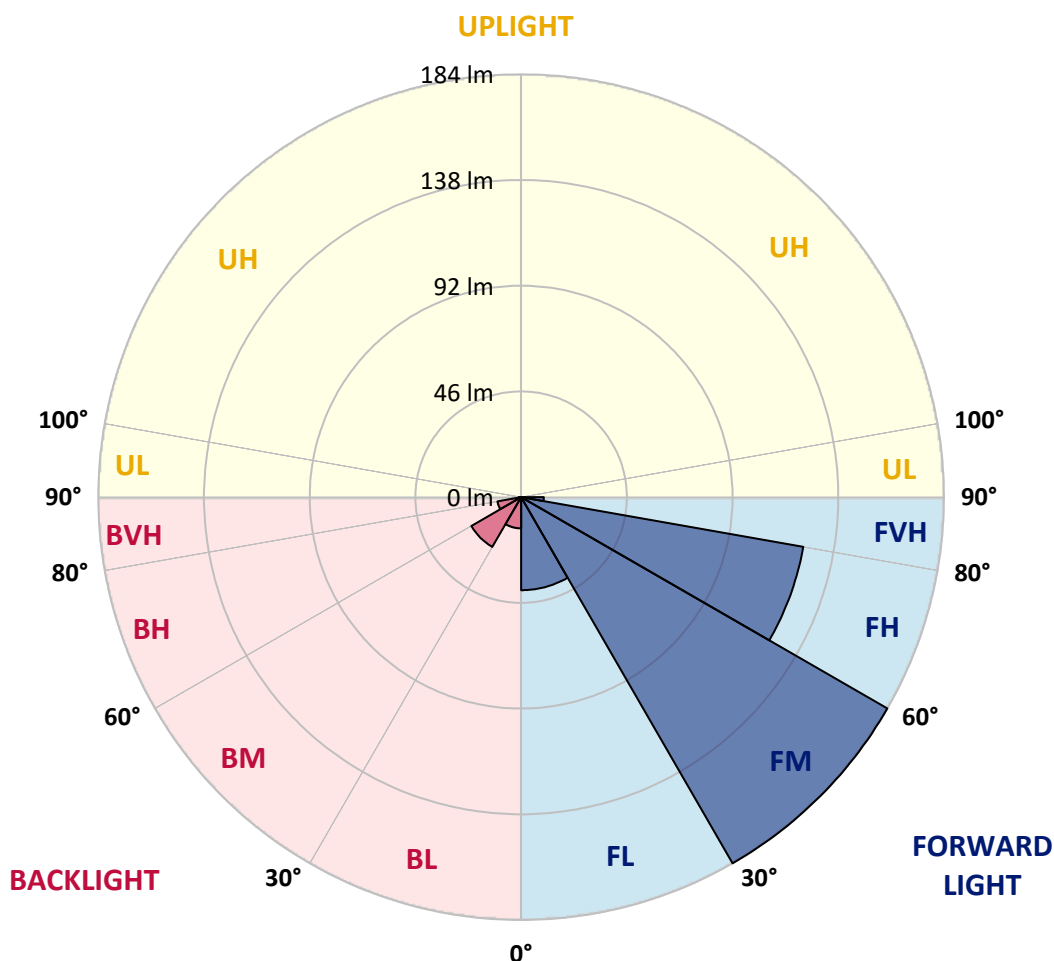
CATALOG NUMBER: MEM2-HTN-SA-15-AMB-U-T4W-HSS

LUMINAIRE CLASSIFICATION SYSTEM LUMEN TABLE AND BUG RATING:

Zone	Lumens	% Fixture	Zone Rating/Lumen Limit		
			B	U	G
FL (0°-30°)	40.6	9.9			
FM (30°-60°)	184.5	45.0			
FH (60°-80°)	125.0	30.5			G0/660
FVH (80°-90°)	9.9	2.4			G0/10
BL (0°-30°)	13.6	3.3	B0/110		
BM (30°-60°)	25.1	6.1	B0/220		
BH (60°-80°)	10.5	2.6	B0/110		G0/110
BVH (80°-90°)	1.1	0.3			G0/10
UL (90°-100°)	0.0	0.0		U0/0	
UH (100°-180°)	0.0	0.0		U0/0	

BUG Rating: B0-U0-G0

Type IV Short





REPORT NUMBER: P868364

CATALOG NUMBER: MEM2-HTN-SA-15-AMB-U-T4W-HSS

CANDELA DISTRIBUTION (FULL):

	0°	5°	15°	25°	35°	45°	55°	60°	65°	75°	85°
0°	67.4	67.4	67.4	67.4	67.4	67.4	67.4	67.4	67.4	67.4	67.4
2.5°	76.4	76.4	76.4	75.4	75.4	74.4	73.4	72.4	71.4	70.4	68.4
5°	79.3	80.3	80.3	79.3	79.3	78.3	77.4	75.4	74.4	72.4	69.4
7.5°	82.3	82.3	82.3	81.3	81.3	80.3	79.3	78.3	77.4	74.4	69.4
10°	86.3	86.3	85.3	84.3	83.3	82.3	80.3	79.3	78.3	75.4	69.4
12.5°	92.2	92.2	91.2	90.2	87.3	84.3	81.3	80.3	79.3	75.4	70.4
15°	101.2	100.2	100.2	97.2	93.2	88.3	83.3	81.3	80.3	77.4	71.4
17.5°	109.1	108.1	108.1	104.1	99.2	93.2	86.3	84.3	81.3	78.3	72.4
20°	115.0	115.0	114.0	111.1	106.1	100.2	91.2	87.3	84.3	79.3	73.4
22.5°	118.0	118.0	118.0	116.0	113.1	106.1	97.2	92.2	87.3	81.3	75.4
25°	119.0	120.0	120.0	119.0	118.0	113.1	103.1	97.2	91.2	83.3	77.4
27.5°	121.0	121.0	121.0	121.0	121.0	118.0	109.1	103.1	97.2	85.3	79.3
30°	124.0	124.0	124.0	124.0	124.0	124.0	117.0	111.1	103.1	88.3	81.3
32.5°	130.9	130.9	129.9	127.9	129.9	130.9	126.0	119.0	111.1	92.2	83.3
35°	144.8	143.8	140.8	134.9	135.9	136.9	135.9	128.9	119.0	96.2	84.3
37.5°	164.6	164.6	158.7	147.8	143.8	142.8	141.8	136.9	124.0	98.2	84.3
40°	178.5	178.5	175.5	161.7	153.7	147.8	148.8	143.8	132.9	102.1	86.3
42.5°	189.4	188.4	187.4	173.6	166.6	155.7	156.7	151.7	140.8	106.1	88.3
45°	203.3	198.3	193.4	183.5	178.5	168.6	164.6	160.7	150.7	111.1	90.2
47.5°	208.3	203.3	199.3	195.4	188.4	181.5	173.6	170.6	159.7	116.0	92.2
50°	209.3	205.3	205.3	199.3	196.4	192.4	184.5	181.5	169.6	122.0	93.2
52.5°	205.3	206.3	209.3	203.3	203.3	200.3	196.4	191.4	180.5	126.9	96.2
55°	205.3	205.3	212.2	207.3	210.2	207.3	210.2	206.3	191.4	131.9	99.2
57.5°	196.4	195.4	203.3	212.2	217.2	214.2	222.1	222.1	204.3	134.9	100.2
60°	178.5	175.5	183.5	207.3	217.2	217.2	228.1	232.1	215.2	134.9	98.2
62.5°	158.7	156.7	163.6	190.4	211.2	211.2	222.1	229.1	218.2	132.9	94.2
65°	129.9	128.9	142.8	172.6	204.3	204.3	206.3	213.2	208.3	127.9	88.3
67.5°	99.2	100.2	114.0	158.7	198.3	195.4	187.4	191.4	189.4	116.0	77.4
70°	75.4	78.3	88.3	142.8	185.5	179.5	164.6	160.7	155.7	100.2	62.5
72.5°	58.5	60.5	69.4	119.0	167.6	153.7	138.8	130.9	121.0	84.3	49.6
75°	46.6	46.6	53.6	90.2	141.8	128.9	108.1	99.2	91.2	67.4	38.7
77.5°	32.7	34.7	39.7	62.5	99.2	102.1	77.4	71.4	64.5	50.6	28.8
80°	21.8	22.8	26.8	40.7	60.5	71.4	54.5	46.6	40.7	31.7	19.8
82.5°	16.9	16.9	19.8	28.8	37.7	45.6	33.7	27.8	22.8	19.8	12.9
85°	11.9	11.9	14.9	19.8	23.8	26.8	20.8	16.9	13.9	12.9	7.9
87.5°	6.0	6.0	8.9	11.9	12.9	14.9	10.9	8.9	6.9	6.0	3.0
90°	0.0	0.0	0.0	0.0	0.0	0.0	0.0	0.0	0.0	0.0	0.0



REPORT NUMBER: P868364
 CATALOG NUMBER: MEM2-HTN-SA-15-AMB-U-T4W-HSS

CANDELA DISTRIBUTION (continued):

	90°	95°	105°	115°	125°	135°	145°	155°	165°	175°	180°
0°	67.4	67.4	67.4	67.4	67.4	67.4	67.4	67.4	67.4	67.4	67.4
2.5°	67.4	66.4	64.5	62.5	61.5	59.5	58.5	56.5	56.5	55.5	55.5
5°	67.4	65.5	60.5	56.5	52.6	49.6	46.6	44.6	42.6	42.6	42.6
7.5°	67.4	64.5	57.5	50.6	45.6	41.7	38.7	36.7	34.7	34.7	34.7
10°	66.4	62.5	53.6	45.6	39.7	35.7	32.7	31.7	30.7	29.8	29.8
12.5°	66.4	61.5	50.6	40.7	34.7	31.7	28.8	27.8	26.8	26.8	26.8
15°	66.4	60.5	47.6	37.7	31.7	27.8	26.8	25.8	24.8	24.8	24.8
17.5°	66.4	59.5	44.6	33.7	28.8	25.8	24.8	23.8	22.8	22.8	22.8
20°	67.4	59.5	42.6	31.7	26.8	23.8	22.8	21.8	21.8	21.8	21.8
22.5°	69.4	60.5	40.7	29.8	24.8	22.8	21.8	20.8	20.8	19.8	19.8
25°	70.4	60.5	38.7	27.8	22.8	20.8	19.8	19.8	19.8	18.8	18.8
27.5°	71.4	61.5	37.7	26.8	21.8	20.8	18.8	18.8	17.9	17.9	17.9
30°	73.4	61.5	35.7	24.8	20.8	19.8	17.9	17.9	16.9	16.9	16.9
32.5°	76.4	62.5	34.7	23.8	19.8	18.8	16.9	16.9	15.9	15.9	15.9
35°	76.4	62.5	32.7	21.8	18.8	17.9	15.9	15.9	14.9	14.9	14.9
37.5°	78.3	63.5	31.7	20.8	17.9	16.9	15.9	14.9	13.9	13.9	13.9
40°	80.3	65.5	31.7	19.8	16.9	15.9	14.9	13.9	13.9	13.9	13.9
42.5°	82.3	66.4	30.7	19.8	15.9	14.9	13.9	12.9	12.9	12.9	12.9
45°	84.3	67.4	30.7	18.8	15.9	13.9	12.9	12.9	11.9	11.9	11.9
47.5°	86.3	69.4	29.8	17.9	14.9	13.9	12.9	11.9	11.9	11.9	11.9
50°	88.3	70.4	27.8	16.9	13.9	12.9	11.9	10.9	10.9	10.9	10.9
52.5°	91.2	72.4	25.8	15.9	12.9	11.9	10.9	10.9	9.9	9.9	9.9
55°	93.2	73.4	23.8	14.9	11.9	10.9	9.9	9.9	8.9	8.9	8.9
57.5°	95.2	73.4	21.8	12.9	10.9	9.9	9.9	8.9	7.9	6.9	6.9
60°	94.2	73.4	19.8	11.9	9.9	8.9	8.9	7.9	6.9	6.0	6.0
62.5°	90.2	70.4	17.9	9.9	8.9	7.9	7.9	6.9	6.0	6.0	5.0
65°	82.3	61.5	14.9	7.9	7.9	7.9	6.9	6.0	5.0	5.0	5.0
67.5°	70.4	49.6	12.9	6.9	6.9	6.9	6.9	5.0	5.0	4.0	4.0
70°	57.5	36.7	10.9	6.0	6.0	6.0	6.0	5.0	4.0	4.0	4.0
72.5°	42.6	26.8	8.9	5.0	6.0	5.0	5.0	4.0	4.0	4.0	3.0
75°	31.7	19.8	7.9	4.0	5.0	4.0	4.0	4.0	3.0	3.0	3.0
77.5°	22.8	14.9	6.9	3.0	4.0	4.0	4.0	3.0	3.0	3.0	3.0
80°	14.9	9.9	4.0	3.0	3.0	3.0	3.0	3.0	3.0	3.0	3.0
82.5°	9.9	6.0	3.0	2.0	3.0	3.0	3.0	3.0	3.0	3.0	3.0
85°	5.0	3.0	2.0	2.0	2.0	2.0	2.0	2.0	2.0	2.0	2.0
87.5°	2.0	1.0	1.0	0.0	0.0	0.0	0.0	0.0	0.0	0.0	0.0
90°	0.0	0.0	0.0	0.0	0.0	0.0	0.0	0.0	0.0	0.0	0.0

Cooper Lighting Solutions Photometric Lab
1121 Highway 74 South
Peachtree City, GA 30269



LM-79-2019: Approved Method: Electrical and Photometric Measurements of Solid-State Lighting Products

Report Prepared for

Cooper Lighting Solutions

Streetworks

Report Number: SP1-2407-157-1

Test Date: 08/06/2024

Luminaire Tested: MEM2-HTN-SA-45-AMB-U-5WQ-2

Data in this report applies to families of products including MEM2-HTN-SA-45-AMB-U-5WQ-2

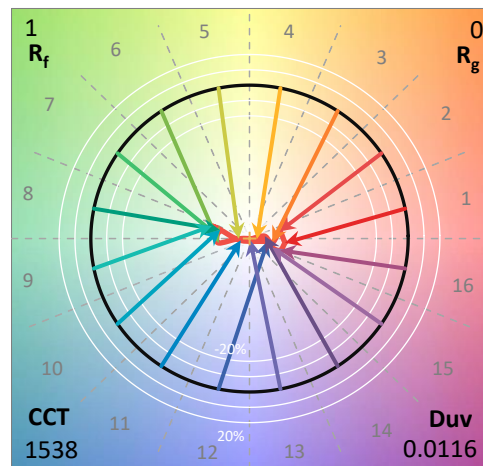
Test Information

Test Method: LM-79-2019
 Report Number: SP1-2407-157-1
 Test Lab: COOPER LIGHTING SOLUTIONS
 Photometer: SP1 - 76IN SPHERE
 Measurement Geometry: 4π
 Issue Date: 08/20/2024
 Manufacturer: COOPER LIGHTING SOLUTIONS
 Product Line: Streetworks
 Catalog Number: **MEM2-HTN-SA-45-AMB-U-5WQ-2**
 Description: Epic Modern Light Square 45W 5WQ Optic and Flare Trim AMBER LED

Spectral Parameters

CCT (K): 1538
 CIE u': 0.3530
 CIE v': 0.5469
 Duv: 0.0116
 CIE x: 0.5918
 CIE y: 0.4076
 CIE z: 0.0006
 Peak Wavelength (nm): 597
 Dominant Wavelength (nm): 592
 Purity: 99.98881
 Rf: 1.1
 Rg: 0

CRI (Ra):	-21.8		
R1:	-34.3	R9:	-386.6
R2:	52.3	R10:	28.9
R3:	17.0	R11:	-95.5
R4:	-68.4	R12:	-10.5
R5:	-40.8	R13:	-15.5
R6:	41.5	R14:	45.9
R7:	-7.2	R15:	-67.7
R8:	-134.5		



Test Conditions

Stabilization Time: 20M
 Operation Time: 1H 20M
 Sphere Temperature (°C): 24.2

REPORT NUMBER: SP1-2407-157-1

Measurement and Test Equipment			
Instrument	Identification Number	Calibration Date	Calibration Due Date
Photometer	IN0058	6/18/2024	12/18/2024
Power Meter	INXT2011004	2/8/2024	2/8/2025
AC Power Source	IN0063	10/24/2023	10/24/2024
DC Power Source	IN0208	10/24/2023	10/24/2024
Sphere Thermometer	IN0085	10/24/2023	10/24/2024
Room Thermometer	IN0046	10/24/2023	10/24/2024

REPORT NUMBER: SP1-2407-157-1

CIE 1931 Chromaticity Diagram



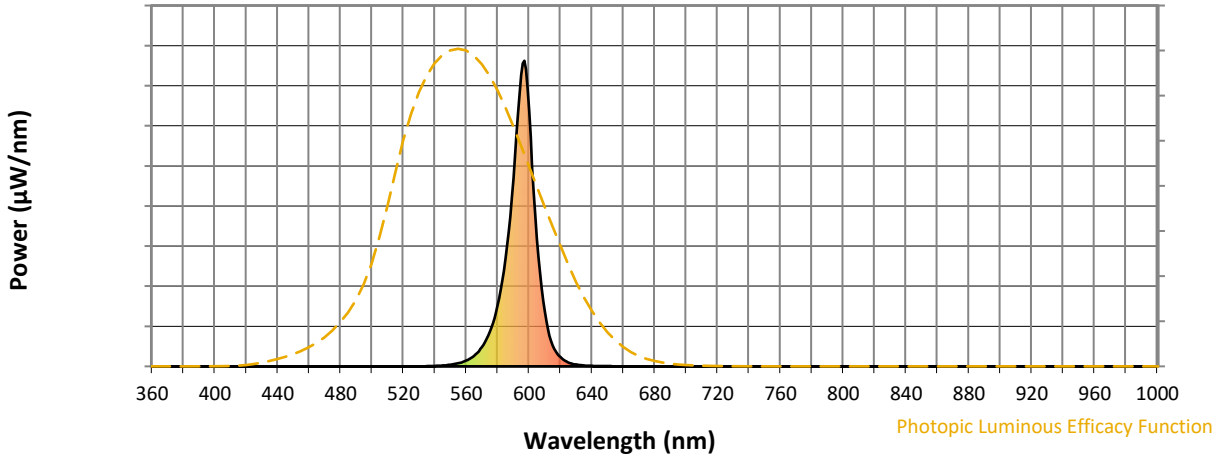
CIE 1931 Chromaticity Diagram with 2017 ANSI 7-Step and 4-Step Quadrangles



Point lies outside the range

REPORT NUMBER: SP1-2407-157-1

Photopic Flux vs. Wavelength



Photopic Lumens: NR

λ (nm)	Power W [^] /nm	Lumens (φ/nm)	λ (nm)	Power W [^] /nm	Lumens (φ/nm)	λ (nm)	Power W [^] /nm	Lumens (φ/nm)	λ (nm)	Power W [^] /nm	Lumens (φ/nm)	λ (nm)	Power W [^] /nm	Lumens (φ/nm)
360	0	NR	490	0	NR	620	30	NR	750	0	NR	880	0	NR
365	0	NR	495	0	NR	625	13	NR	755	0	NR	885	0	NR
370	0	NR	500	0	NR	630	6	NR	760	0	NR	890	0	NR
375	0	NR	505	0	NR	635	3	NR	765	0	NR	895	0	NR
380	0	NR	510	0	NR	640	2	NR	770	0	NR	900	0	NR
385	0	NR	515	0	NR	645	1	NR	775	0	NR	905	0	NR
390	0	NR	520	0	NR	650	1	NR	780	0	NR	910	0	NR
395	0	NR	525	0	NR	655	0	NR	785	0	NR	915	0	NR
400	0	NR	530	0	NR	660	0	NR	790	0	NR	920	0	NR
405	0	NR	535	1	NR	665	0	NR	795	0	NR	925	0	NR
410	0	NR	540	1	NR	670	0	NR	800	0	NR	930	0	NR
415	0	NR	545	3	NR	675	0	NR	805	0	NR	935	0	NR
420	0	NR	550	5	NR	680	0	NR	810	0	NR	940	0	NR
425	0	NR	555	10	NR	685	0	NR	815	0	NR	945	0	NR
430	0	NR	560	19	NR	690	0	NR	820	0	NR	950	0	NR
435	0	NR	565	34	NR	695	0	NR	825	0	NR	955	0	NR
440	0	NR	570	63	NR	700	0	NR	830	0	NR	960	0	NR
445	0	NR	575	113	NR	705	0	NR	835	0	NR	965	0	NR
450	0	NR	580	199	NR	710	0	NR	840	0	NR	970	0	NR
455	0	NR	585	352	NR	715	0	NR	845	0	NR	975	0	NR
460	0	NR	590	614	NR	720	0	NR	850	0	NR	980	0	NR
465	0	NR	595	954	NR	725	0	NR	855	0	NR	985	0	NR
470	0	NR	600	837	NR	730	0	NR	860	0	NR	990	0	NR
475	0	NR	605	417	NR	735	0	NR	865	0	NR	995	0	NR
480	0	NR	610	179	NR	740	0	NR	870	0	NR	1000	0	NR
485	0	NR	615	69	NR	745	0	NR	875	0	NR			

REPORT NUMBER: SP1-2407-157-1

Scotopic Flux vs. Wavelength



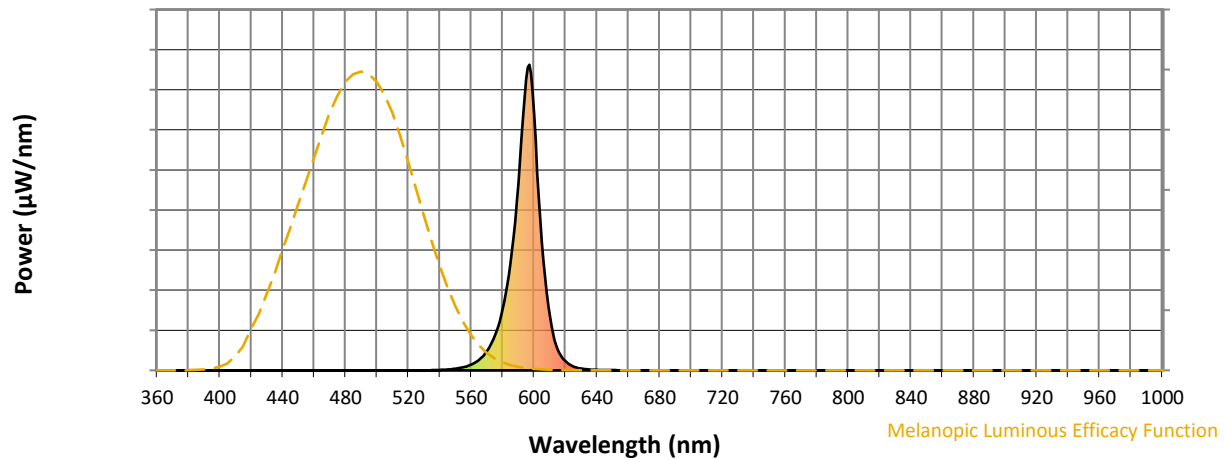
Scotopic Lumens: NR

S/P: 0.22

λ (nm)	Power W [^] /nm	Lumens (ϕ /nm)	λ (nm)	Power W [^] /nm	Lumens (ϕ /nm)	λ (nm)	Power W [^] /nm	Lumens (ϕ /nm)	λ (nm)	Power W [^] /nm	Lumens (ϕ /nm)	λ (nm)	Power W [^] /nm	Lumens (ϕ /nm)
360	0	NR	490	0	NR	620	30	NR	750	0	NR	880	0	NR
365	0	NR	495	0	NR	625	13	NR	755	0	NR	885	0	NR
370	0	NR	500	0	NR	630	6	NR	760	0	NR	890	0	NR
375	0	NR	505	0	NR	635	3	NR	765	0	NR	895	0	NR
380	0	NR	510	0	NR	640	2	NR	770	0	NR	900	0	NR
385	0	NR	515	0	NR	645	1	NR	775	0	NR	905	0	NR
390	0	NR	520	0	NR	650	1	NR	780	0	NR	910	0	NR
395	0	NR	525	0	NR	655	0	NR	785	0	NR	915	0	NR
400	0	NR	530	0	NR	660	0	NR	790	0	NR	920	0	NR
405	0	NR	535	1	NR	665	0	NR	795	0	NR	925	0	NR
410	0	NR	540	1	NR	670	0	NR	800	0	NR	930	0	NR
415	0	NR	545	3	NR	675	0	NR	805	0	NR	935	0	NR
420	0	NR	550	5	NR	680	0	NR	810	0	NR	940	0	NR
425	0	NR	555	10	NR	685	0	NR	815	0	NR	945	0	NR
430	0	NR	560	19	NR	690	0	NR	820	0	NR	950	0	NR
435	0	NR	565	34	NR	695	0	NR	825	0	NR	955	0	NR
440	0	NR	570	63	NR	700	0	NR	830	0	NR	960	0	NR
445	0	NR	575	113	NR	705	0	NR	835	0	NR	965	0	NR
450	0	NR	580	199	NR	710	0	NR	840	0	NR	970	0	NR
455	0	NR	585	352	NR	715	0	NR	845	0	NR	975	0	NR
460	0	NR	590	614	NR	720	0	NR	850	0	NR	980	0	NR
465	0	NR	595	954	NR	725	0	NR	855	0	NR	985	0	NR
470	0	NR	600	837	NR	730	0	NR	860	0	NR	990	0	NR
475	0	NR	605	417	NR	735	0	NR	865	0	NR	995	0	NR
480	0	NR	610	179	NR	740	0	NR	870	0	NR	1000	0	NR
485	0	NR	615	69	NR	745	0	NR	875	0	NR			

REPORT NUMBER: SP1-2407-157-1

Melanopic Flux vs. Wavelength



Melanopic Lumens: NR

M/P: 0.12

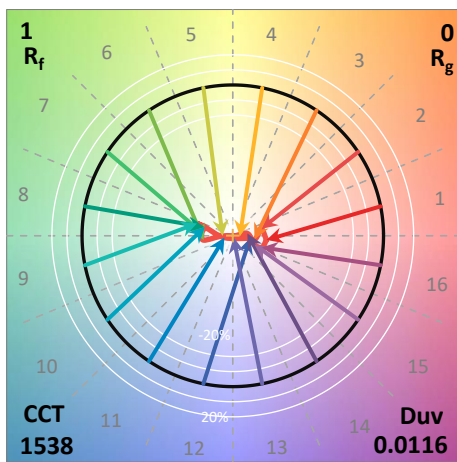
λ (nm)	Power W [^] /nm	Lumens (ϕ /nm)	λ (nm)	Power W [^] /nm	Lumens (ϕ /nm)	λ (nm)	Power W [^] /nm	Lumens (ϕ /nm)	λ (nm)	Power W [^] /nm	Lumens (ϕ /nm)	λ (nm)	Power W [^] /nm	Lumens (ϕ /nm)
360	0	NR	490	0	NR	620	30	NR	750	0	NR	880	0	NR
365	0	NR	495	0	NR	625	13	NR	755	0	NR	885	0	NR
370	0	NR	500	0	NR	630	6	NR	760	0	NR	890	0	NR
375	0	NR	505	0	NR	635	3	NR	765	0	NR	895	0	NR
380	0	NR	510	0	NR	640	2	NR	770	0	NR	900	0	NR
385	0	NR	515	0	NR	645	1	NR	775	0	NR	905	0	NR
390	0	NR	520	0	NR	650	1	NR	780	0	NR	910	0	NR
395	0	NR	525	0	NR	655	0	NR	785	0	NR	915	0	NR
400	0	NR	530	0	NR	660	0	NR	790	0	NR	920	0	NR
405	0	NR	535	1	NR	665	0	NR	795	0	NR	925	0	NR
410	0	NR	540	1	NR	670	0	NR	800	0	NR	930	0	NR
415	0	NR	545	3	NR	675	0	NR	805	0	NR	935	0	NR
420	0	NR	550	5	NR	680	0	NR	810	0	NR	940	0	NR
425	0	NR	555	10	NR	685	0	NR	815	0	NR	945	0	NR
430	0	NR	560	19	NR	690	0	NR	820	0	NR	950	0	NR
435	0	NR	565	34	NR	695	0	NR	825	0	NR	955	0	NR
440	0	NR	570	63	NR	700	0	NR	830	0	NR	960	0	NR
445	0	NR	575	113	NR	705	0	NR	835	0	NR	965	0	NR
450	0	NR	580	199	NR	710	0	NR	840	0	NR	970	0	NR
455	0	NR	585	352	NR	715	0	NR	845	0	NR	975	0	NR
460	0	NR	590	614	NR	720	0	NR	850	0	NR	980	0	NR
465	0	NR	595	954	NR	725	0	NR	855	0	NR	985	0	NR
470	0	NR	600	837	NR	730	0	NR	860	0	NR	990	0	NR
475	0	NR	605	417	NR	735	0	NR	865	0	NR	995	0	NR
480	0	NR	610	179	NR	740	0	NR	870	0	NR	1000	0	NR
485	0	NR	615	69	NR	745	0	NR	875	0	NR			

Summary

$R_f = 1.1$
 $R_g = 0$
 $CIE R_a = -21.8$
 $R_g = -386.6$



Color Vector Graphics



Individual Sample Fidelity Index ($R_{f,i}$)

CES01 = 90	CES26 = 0	CES51 = 17	CES76 = 0
CES02 = 70	CES27 = 32	CES52 = 2	CES77 = 0
CES03 = 31	CES28 = 24	CES53 = 0	CES78 = 0
CES04 = 77	CES29 = 1	CES54 = 12	CES79 = 2
CES05 = 52	CES30 = 31	CES55 = 6	CES80 = 1
CES06 = 56	CES31 = 1	CES56 = 0	CES81 = 0
CES07 = 41	CES32 = 0	CES57 = 0	CES82 = 50
CES08 = 38	CES33 = 21	CES58 = 0	CES83 = 21
CES09 = 29	CES34 = 0	CES59 = 9	CES84 = 54
CES10 = 87	CES35 = 23	CES60 = 60	CES85 = 9
CES11 = 70	CES36 = 77	CES61 = 13	CES86 = 0
CES12 = 76	CES37 = 5	CES62 = 53	CES87 = 2
CES13 = 47	CES38 = 41	CES63 = 68	CES88 = 1
CES14 = 77	CES39 = 75	CES64 = 0	CES89 = 0
CES15 = 74	CES40 = 49	CES65 = 0	CES90 = 2
CES16 = 49	CES41 = 75	CES66 = 0	CES91 = 57
CES17 = 56	CES42 = 0	CES67 = 0	CES92 = 0
CES18 = 60	CES43 = 0	CES68 = 0	CES93 = 2
CES19 = 80	CES44 = 95	CES69 = 27	CES94 = 0
CES20 = 71	CES45 = 1	CES70 = 0	CES95 = 0
CES21 = 94	CES46 = 5	CES71 = 0	CES96 = 2
CES22 = 87	CES47 = 70	CES72 = 42	CES97 = 1
CES23 = 94	CES48 = 0	CES73 = 0	CES98 = 0
CES24 = 95	CES49 = 5	CES74 = 62	CES99 = 0
CES25 = 79	CES50 = 9	CES75 = 0	



Color Rendition by Hue-Angle Bin



Measure Comparisons



(END OF REPORT)